



RAISING THE VILLAGE

2018 ANNUAL REPORT



LETTER FROM SHAWN

Every year, the team at Raising The Village lays out an ambitious plan to grow its impact by reaching more villages. In 2018, we have been able to surpass what we set out to achieve and reach our goals of completing our 100/100 initiative.

The 100/100 initiative aimed to reach 100 last-mile communities in Kisoro District's northern region over the course of 3 years. These communities were identified by local government as households with the highest levels of extreme poverty in the district. By the end of 2018, RTV reached beyond this figure for a total of 159 villages while increasing household incomes from \$0.46 to \$1.65 per day for households within 24 months.

In carrying out this work, we continue to foster strong relationships with local and federal governments. Through our formal partnership agreement with the Government of Uganda, we have been collaborating in the successful implementation of community projects with even greater results. We look forward to continue lending our expertise on community development and exploring ways to expand our work across Uganda in the coming year.

The success of this year would not be imaginable without the steadfast dedication of our team. Despite facing the challenges involved in working in some of the most remote and difficult environments, the team continues to persevere to deliver programs at the highest quality to those most in need. While we thank each and every one of them, we also express our immense gratitude to all our generous supporters who share our passion in ending extreme poverty. It is also because of you that we can continue building ambitious plans year after year and work tirelessly to surpass them.

Thank you,



SHAWN HOLDEN CHEUNG
Founder and Managing Director



2018 OUTPUTS



BENEFICIARY PROFILE

Partner Villages	84
Households	12,045
Direct Beneficiaries	52,240
Children	26,720
Youths	13,736



COMMUNITY DEVELOPMENT

New Community Leadership Positions	2,149
Women in Leadership Positions	1,256
Youth and Young Adults in Leadership Positions	565

A 384% increase in leadership participation across all 84 villages. 46% of positions are held by women and 21% held by youth.

Community Projects Implemented	226
Trainings Conducted	552
Hours of Training Conducted	5,169

Trainings were completed by technical officers from the Districts of Kisoro and Kanungu, lending their expertise in Community Development, WASH, Agriculture, Livestock, Water and Health.



LIVESTOCK AND POULTRY

Total Livestock and Poultry	2,506
Total Animal Feeds	23,610

Livestock includes pigs, sheep, rabbit, goats and guinea pigs.



SAVINGS AND ACCESS TO CREDIT

Community Funds Saved in Past 12 Months	49,879,110 UGX (\$18,066 CAD)
Number of Loans	651
Interest Recovered	2,380,000 UGX (\$862 CAD)

Village Savings and Loans Associations (VSLAs) have created local access to credit at low interest rates, allowing families to weather development shocks and take advantage of business opportunities.



HEALTH

Number of Motorcycle Ambulances	36
Number of Engine Boats	2
Number of Health Clinic Days	244
Number of Treatments Administered	16,555

Motorcycle ambulances allow a 2-person team to take a patient to emergency care in less than 60 minutes, eliminating the need for full-day 50+ stretcher groups carrying patients.



AGRICULTURE

Improved Seeds	247,107 kg
Varieties of Vegetable Seeds Introduced	16
Number of Trees Seeds Distributed	240,900
Number of Tools Distributed	1,103

247 tonnes of beans, peas, soya, ground nuts, rice, sweet and Irish potatoes, along with other cash crops and vegetables, were delivered to diversify food and income sources. The average household received 16 new varieties to trial.



WATER

Protected/Rehabilitated Springs	48
Taps Installed	16
Rain Water Harvest Tanks	50
Biosand Filters	16

Raising The Village aims to improve access to water by ensuring water collection is less than 1 kilometre away and takes under 1 hour, finding a direct relationship with time reduction and increasing incomes.

2018 OUTCOMES

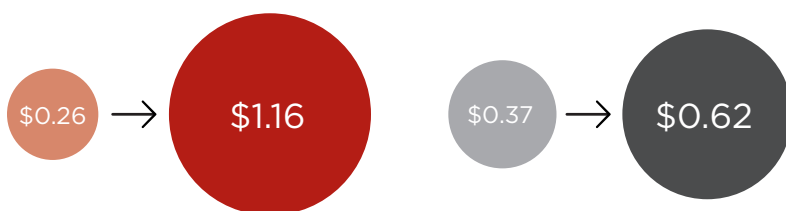
INCOME AND EARNINGS

RTV households earned an average annual income and earnings of **\$595** over the past 2 years. Participating households increased average daily household income and earnings from \$0.45 to **\$1.63** a day over the past 24 months. Households participating in the program have earned **\$0.65** a day or **\$237** annually more than their peers since inception.*



INCOME

The average RTV household earned **\$421** in annual income, raising their annual household income by **\$326** since 2016 – a 4.4x increase vs. 1.7x for the control. Income regression affected the control group more than the treatment group adding a rise of 3% to the income differential.



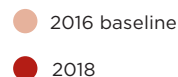
EMPLOYMENT AND LABOUR

\$293 of annual household income was earned by the average family from employment and personal business activities outside of their farms, nearly 11x the amount earned in 2016, and **over \$143** more than their peers.

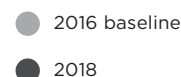
ACCESS TO CREDIT

74% of village households accessed a business or personal loan in the past 12 months compared to only **9%** at baseline, a fundamental building block for business start-ups.

RTV Kisoro Cohort



Control Group of 13 Villages



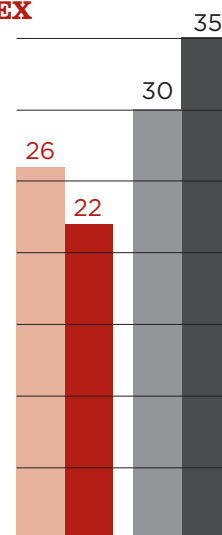
All figures in US dollars.

RTV INVESTMENT RETURNS

For a RTV partnered family of five, the one-time investment of **\$75** dollars, created **\$454** in household income and assets, making a return of **575%** over the past 24-months.


GRAMEEN PROGRESS OUT OF POVERTY DENSITY INDEX

RTV applies the Grameen Progress Out of Poverty Index as a measure and indicator of realized benefits from increased income and assets. Since program inception, a **13-point** gap has developed between partner households and their peer group. While partner villages have reduced the effects of poverty in their communities, their peer group has been unable to handle development shocks, leading to increased levels of poverty.[†]



AGRICULTURE INCOME

Improved farming practices and seeds, along with better access to markets has helped partner families increase **more than double** the average annual income earned from their farms.



*In the previously published 12-month impact report, incomes were over adjusted for inflation which understated RTV's program impacts, the 24 month figures reflect the corrected figures. An additional \$54 of income was earned from livestock sales, rents, and remittances. \$174 of household earnings were retained as residuals for replanting and household consumption.

[†] Resources have been set aside specifically for the future engagement of control group villages should these communities choose to partner with RTV

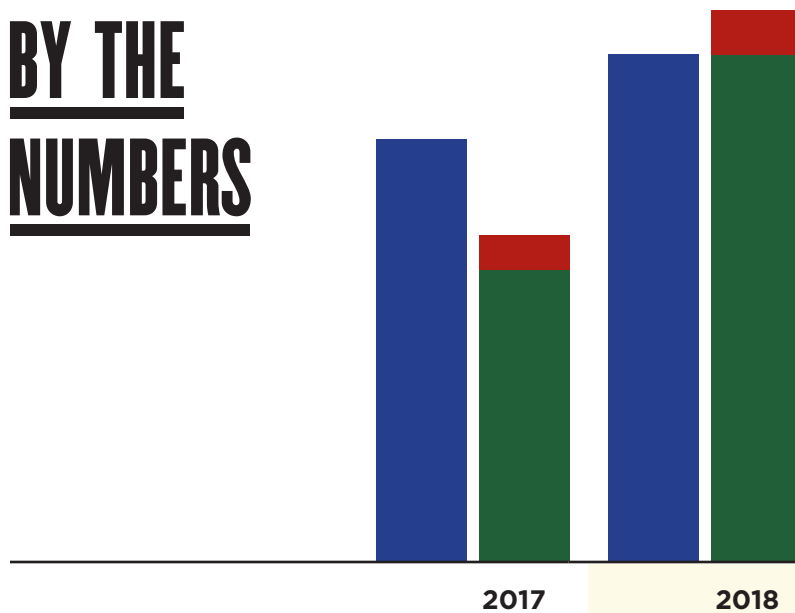
SCOVIA'S ELEPHANTS



Scovia Rwabirema lives with her three kids Kyori Anitah (right), Kayesu Birungi (centre) and Sam Michael (left) at her make-shift home where she has been hired to keep elephants from destroying the crops. She has lived here for six months. "Right now whenever we hear an elephant coming through the trees all we can do is make noise. I bang on a jerry can. We make noise also for others to hear and come help. When the elephant is closer we light the flashlight. Last week an elephant came and we started to make noise and lighting a fire so it won't cross the garden and luckily it didn't spoil anything and it went back into the forest," she says.

Together with the 6 villages of the Kanyamahene Cluster, RTV has constructed the 'World's Longest Beehive Fence', a 50 km-track beehive fence along the Bwindi Impenetrable Forest to provide income to communities through the honey and stop forest elephants from destroying agricultural plots. The fence made of 780 beehives connected by wires, is built along elephant routes identified by village members to protect crops and reduce human-animal conflict. The beehive fence addresses a major priority within the community while providing, honey, increasing household income and letting Scovia and her family stay out of harm's way.

BY THE NUMBERS



REVENUE

Total revenue \$ 1,151,534 \$ 1,384,811

EXPENSES

Program expenditures \$ 795,577 \$ 1,382,406

Non-program expenditures

Fundraising 34,930 59,059

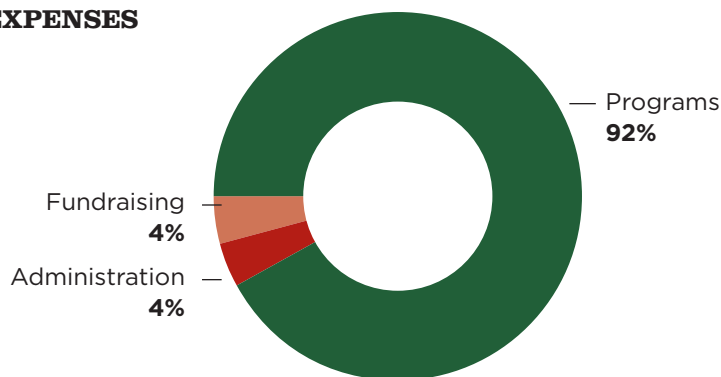
Administration 58,474 64,375

Total non-program expenditures \$ 93,404 \$ 123,434

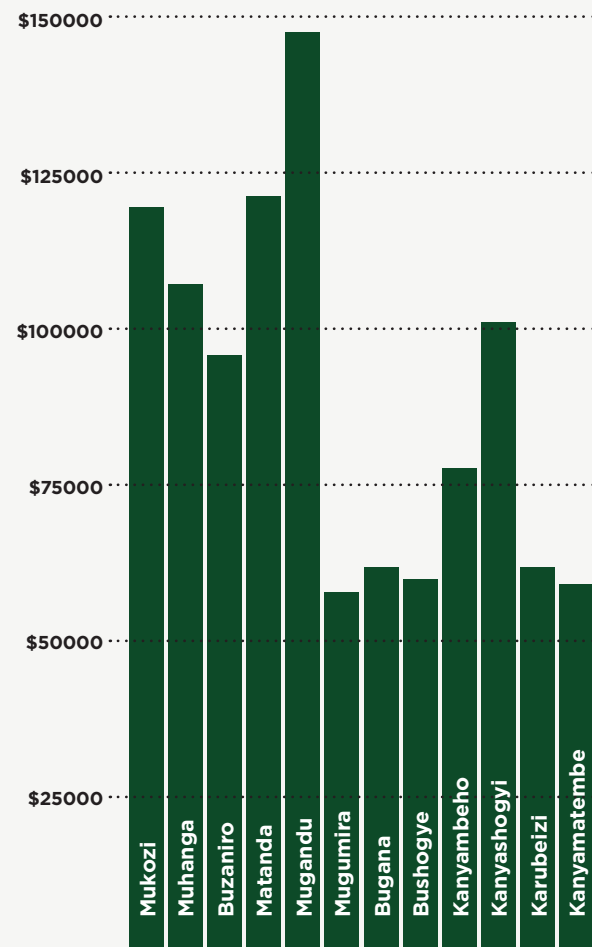
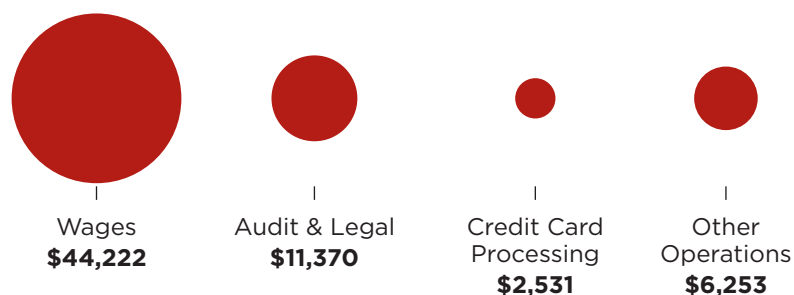
Total expenses \$ 888,981 \$ 1,505,840

*All currency in Canadian dollars.

EXPENSES



ADMINISTRATION



PROGRAM SPENDING

2018 Cluster Projects \$ 1,070,428

Mukozi cluster 119,563

Muhanga cluster 107,197

Buzaniro cluster 95,729

Matanda cluster 121,230

Mugandu cluster 147,526

Mugumira cluster 57,871

Bugana cluster 61,789

Bushogy cluster 59,856

Kanyambeho cluster 77,750

Kanyashogyi cluster 101,033

Karubeizi cluster 61,764

Kanyamatembe cluster 59,120

Prior year programs \$ 145,396

Monitoring and Evaluation \$ 71,769

Planning, Research, and Innovations \$ 94,813

Total programs \$1,382,406

THANK YOU

GOVERNMENT OF UGANDA

Kanungu District
Kisoro District
Ministry of Gender, Labour, and
Social Development

BOARD OF DIRECTORS

Cheryl Filip
Ciaran McGeowan
Dan Richards
David Feather
Deborah Krick
Dermot Muir
Ian Steaman
John Phyper
Shawn Holden Cheung
Viraj Desai

FRIENDS OF RTV

Muri Raifu
Nathan MacKinnon
Natraj Ramchandran

FUNDING PARTNERS

Addax & Oryx Foundation
David Weekley Family Foundation
Genesis Charitable Trust
Greater Impact Foundation
Imago Dei Fund
Pace Family Foundation
Planet Wheeler Foundation
Sall Family Foundation
Segal Family Foundation
Peter Cundill Foundation
Vibrant Village Foundation
Windfall Foundation

INDIVIDUAL DONATIONS

Alan Liu and Elizabeth Young
Alex Huang
Alexander Koves and Sarah
Kinsey
Andrew McIntosh
Anita Tong and Kevin Ho
Anna May and Gordon Young
Arthur Lui
Ben Tshin and Julia Lee
Blaine Turner
Brenda Hsueh
Bruce and Ellen Tsai
Cameron Dunkin
Carl Steaman
Carol Ringer
Cecile Steaman
Cheryl Filip
Christina Murray
Ciaran McGeown and Laurelle
Look Kin
Coco Lefoka
David and Bryden Maassarany
David Feather
Deanna Baker
Deborah Murray
Dermot Muir
Desmond Fung and Cheryl
Quan
Dilek Eybek
Dr. Stephanie and Winston Ling
Elaine Young
Emily Chow and Andre Ng
Esther and Dave Stubbs
Gregory Leung and Shirley Ng
Helena Leung
Henry and Melita Cheung
James Webster
Jason and Jennifer Watson
Jen Au and Allen Tram
Jennifer McKibbin
Jeremy Ng
John and Christine Phyper
John Casey
Jonathan House
Jonathan Shui and Joyce Sou
Josey and Jeffery Wong
Josiah and Sandra Pong
Karen Aughtry
Katherine Cunha
Keith and Jacqui Burkhardt
Kenric Leung
Laura and Jesse Clark
Laura Mattiussi
Lawrence Wong and Linda Sze

Lindsey Hutchison
Mark Burnatowski and Deborah
Krick
Nigel Morris
Patrick and Joy Cheung
Paul Cheung
Peter Smith
Quintin Chu and Vonnie Yeung
Ray Buisman
Reshmi Nair
Rinesty Sumargo and Ian Klinck
Sammy and Dahlia Younan
Samuel and Esther Cukierman
Scott Visscher
Solarina and Gary Ho
Sunny and Mee Ling Chiu
Terra Lasenby and Jonathan
Robinson
Tiffany Seccareccia
Tina and Jonathan Tang
Vi Nguyen Huu
Viraj Desai



CANADA

Raising The Village
720 Bathurst Street, Suite 305
Toronto, Ontario, M5S 2R4
Canada
ask@raisingthevillage.org

UGANDA

Raising The Village
P.O Box 36174, Ntinda
Kyambogo Road
Kampala, Uganda

Charitable No. 817643612RR0001

RAISINGTHEVILLAGE.ORG